

**SOLANO COUNTY**  
**Community Corrections Partnership**

**MEMBERS**

\*Christopher Hansen,  
*Chief Probation Officer*

\*Paul Beeman,  
*Presiding Judge*  
*Superior Court*

Robert Bloom,  
*Workforce Investment*  
*Board*

\*Lesli Caldwell  
*Public Defender*

Birgitta Corsello,  
*County Administrator*

\*Don du Bain  
*District Attorney*

\*Patrick Duterte,  
*Director Health and*  
*Social Services*

Halsey Simmons,  
*Deputy Director Mental*  
*Health*

Lloyd Gieg,  
*Genesis House*

Carolyn Thomas Wold  
*Office of Family Violence*  
*Prevention*

Christiana Smith,  
*Deputy Director for*  
*Employment &*  
*Eligibility Services*

\*Gary Stanton  
*Sheriff/Coroner*

Andy Williamson,  
*Substance Abuse*  
*Administrator*

\*Richard Word  
*Chief of Police,*  
*Vacaville*

**AGENDA**

**August 8, 2012**

Solano County Administration Center – Room 6004

675 Texas Street

Fairfield, CA 94533

**3:00 p.m. Meeting**

**PURPOSE STATEMENT – Community Correction Partnership**

The mission of the Community Corrections Partnership (CCP) is to discuss issues related to the implementation of various pieces of state legislation that focus on adult criminal offenders, including the realignment of many state public safety functions to local jurisdictions. The overall objective is to reduce the recidivism rate of adult offenders in the local criminal justice system.

Membership of the CCP is defined by the Community Corrections Performance Incentive Act of 2009 (SB 678) and includes the Chief Probation Officer (Chair)\*, Presiding Judge of the Superior Court\*, a County Supervisor or County Administrator, District Attorney\*, Public Defender\*, Sheriff\*, the head of the Department of Social Services\*, the head of the County Department of Mental Health, the head of the County Department of Employment, the head of the County Alcohol and Substance Abuse programs, the County Superintendent of Education, a local chief of police\*, a representative of a community-based organization with experience in successfully providing rehabilitative services to persons convicted of criminal offenses, and an individual who represents the interests of victims.

Through AB 109/AB117 the CCP is responsible for recommending a local plan to the county Board of Supervisors (BOS) for the implementation of the 2011 public safety realignment. This legislation also established an Executive Committee within the CCP. Each Executive Committee member is identified with an asterisk (\*) above. The Executive Committee is responsible for approving the local plan for recommendation to the BOS.

This agenda shall be made available upon request in alternative formats to persons with a disability, as required by the Americans with Disabilities Act of 1990 (42 U.S.C. § 12132) and the Ralph M. Brown Act (Govt. Code, § 54954.2) Persons requesting a disability-related modification or accommodation should contact Roberta Flannel, 475 Union Street, Fairfield CA 94533 (707-784-7564) during regular business hours, at least 24 hours prior to the time of the meeting.

**ITEM**

- 1. CALL TO ORDER**
- 2. APPROVAL OF AGENDA**
- 3. APPROVAL OF MINUTES (July 11, 2012)**
- 4. OPPORTUNITY FOR PUBLIC COMMENT**

**AGENCY/STAFF**

Probation/Chris Hansen

Pursuant to the Brown Act, each public agency must provide the public with an opportunity to speak on any matter within the subject matter of the jurisdiction of the agency and which is not on the agency's agenda for that meeting. Comments are limited to no more than 5 minutes per speaker.

By law, no action may be taken on any item raised during public comment period although informational answers to questions may be given and matter may be referred to staff for placement on future agenda.

**AGENCY/STAFF**

**5. Data Report**

Probation/Chris Hansen  
Sheriff/Gary Elliott

The committee will receive information for offenders released on Post-Release Community Supervision and offenders committed to county jail as a result of public safety realignment.

**6. Data Subcommittee Report**

Sheriff/Gary Elliott

The committee will receive an update from the Data Subcommittee.

**7. Day Reporting Center Update**

CAO/Ron Grassi

The committee will receive an update regarding the review of available county space for the Day Reporting Center.

**8. DRC Operational Workgroup Update**

The committee will receive an update from the four Operational Workgroups for the Day Reporting Center

1. Cognitive Behavioral Groups & Drug Testing
2. MH/Substance Abuse Assessments, Treatment and Benefit Services
3. GED/High School, Job Readiness and Vocational Training
4. Housing

**The following item requires action from the Committee.**

**9. Budget Report and Request**

CAO/Ron Grassi

The committee will receive an update from the CAO's Office in relation to the Public Safety Realignment Budget. Consider supporting a portion of the Supplemental Funding Request for FY2012/13 Public Safety Realignment (AB109) Budget to the Board of Supervisors for approval.

**10. Request from Probation and County Administrator's Office**

Probation/Chris Hansen  
CAO/Ron Grassi

The committee will receive information from Probation and the CAO's Office. Consider authorizing the County Administrator to contract with a consultant (Thomas White) for an amount not to exceed

\$25,000 from the planning funds for the purpose of developing an implementation plan for the Day Reporting Centers.

**ADJOURNMENT:** The next regular meeting is proposed for Wednesday, September 12, 2012 from 3-5 p.m. at the Solano County Administration Center, 675 Texas Street, 6<sup>th</sup> Floor, Conference Room 6004.

**SOLANO COUNTY**  
**Community Corrections Partnership Meeting**  
**Public Safety Local Plan Development Minutes**  
**August 8, 2012**

**Present:**

**CCP Committee Members**

Chris Hansen, *Chief Probation Officer\**  
Don du Bain, *District Attorney\**  
Lesli Caldwell, *Public Defender\**  
Patrick Duterte, *Director, Health and Social Services\**  
Lloyd Gieg, *Genesis House*  
Halsey Simmons, *Deputy Director, Health & Social Services*  
Gary Stanton, *Sheriff/Coroner\**  
Andy Williamson, *Substance Abuse Administrator*  
Richard Word, *Chief of Police, Vacaville\**  
Carolyn Wold, *Office of Family Violence Prevention*  
*\*Executive Committee Member*

**Non-Member Participants**

Ron Grassi, *CAO*  
Gary Elliott *Sheriff's Office*  
Belinda Smith, *BOS 2*  
James Ottem, *BOS 5*  
Kelley Baulwin- Johnson, *Probation*  
Dennis Bunting, *County Counsel*  
Melissa Ignacio, *District Attorney*  
Tracy Blunt, *Health & Social Services*  
Ron Grassi, *County Administrator's Office*  
John Daugherty, *Chief Deputy DA*  
Tonya Kent, *Hope and Restoration Transitional Home*  
Keith Bloomfield, *Sheriff's Office*  
Natalie Woodard, *ADAB Member District 1*  
Ed Weed, *Center for Intervention*  
Raymond Courtemanche, *Mission Solano*  
Kay Bosick, *Youth and Family Services*  
Ryan Chalk, *Vacaville Reporter*  
Barnaby Butterfield, *Senator Lois Wolk*  
Deborah Johnson, *CDCR*  
Bruce Jones, *CDCR*  
Renee Smith, *Managing Director of Women's & Children's Services*  
John Allen, *Fighting Back*

## **Call to Order**

The meeting was called to order at 3:00 p.m. Chief Hansen welcomed and requested introduction of members.

## **Approval of Agenda**

Patrick Duterte made a motion to approve the agenda. The motion was seconded by Don du Bain. No opposition. Motion carried.

## **Approval of Minutes**

Patrick Duterte made a motion to approve the minutes. The motion was seconded by Lesli Caldwell. No opposition. Motion carried.

## **Public Comment**

An opportunity was provided for members of the public to address the committee on matters not listed on the Agenda.

Natalie Woodard, Alcohol and Drug Advisory Board, announced there will be an Educational Panel and Public Hearing to explore prevention, treatment and recovery services in Solano County on Wednesday, September 12, 2012 at the County Administration Building, 675 Texas Street, Multi-Purpose Room 1600, Fairfield from 6:00 p.m. – 8:00 p.m. For more information, contact Carolyn Connell, ADAB Assistant at 707-784-2222.

## **Data Report** *(See Handout - PowerPoint – Probation Department and Sheriff's Office Data Presentation August 8, 2012)*

Chief Hansen presented statistical information pertaining to the Post-release Community Supervision (PRCS) population for the month of June 2012.

- 2 Grants expired; 2 Grants revoked; 7 Revoked since October 2011
- 5 Failed to report; 42 since October 2011
- 1 Transferred out of Solano County; 27 since October 2011
- 3 Transferred in; 11 since October 2011
- 32 Required to report to Probation (July 2012)
- 5 bench warrants ordered; 7 warrants cleared (July 2012)
- Cities w/highest PRCS: Vallejo 41%; Fairfield 31%; Vacaville 15%; Suisun 6%; Dixon 6%; Rio Vista and Benicia 1%
- Risk Level of Re-offending: Very High 15 %; High 65 %; Medium 19%; Low 1%
- Ethnic Profile: African American 43%; Caucasian 36% Hispanic 16%; Other 5%
- Gender Profile: Male 91%; Female 9%
- Committing Offenses (Males) Theft, Drugs and Weapon Charges
- Committing Offenses (Females) Theft, Drugs, and Forgery/Check Fraud

Chief Hansen reported the Probation Department has entered all PRCS clients in the California Law Enforcement Telecommunication System (CLETS) and procedures are in place.

Gary Elliott provided statistical information pertaining to the jail population as a result of Public Safety Realignment for the month of July 2012.

- Jail Population: 927
- Parolees (3056): 172 in custody represents 18.5% of jail population
- 1170(h) (N3's): 161 in custody represents 17.3 % of jail population
- PRCS: 24 in custody represents 2.5% of jail population
- Statistical information was presented on compliance checks for the month of July.

**Data Subcommittee Report** – *(See Handout- Data Collection Committee Meeting – August 7, 2012)*

Gary Elliott provided a Data Collection report and presented information from the Chief Probation Officers' of California (CPOC) website. CPOC published a statistical report on Public Safety Realignment which includes information at the state and county level. The report is located on the website: [CPOC.org/Realignment](http://CPOC.org/Realignment). The Data Collection meeting is scheduled for September 11, 2012 from 3:30 – 5:00 p.m.

**Day Reporting Center Update**

The Executive Committee discussed the options of opening two Day Reporting Centers (DRC) within close proximity - Vallejo and Fairfield. After discussion, the recommendation was to move forward with the Vallejo DRC as a pilot project. This will provide an opportunity to assess any issues or problems prior to moving forward with a DRC in Fairfield.

Ron Grassi reported that the Vallejo Site (355 Tuolumne Street, Vallejo) is the ideal location for the pilot project. The building does not need major construction or modifications.

Deborah Johnson of the California Department of Corrections and Rehabilitation (CDCR) extended an invitation to members wishing to visit DRCs which are contracted with CDCR. If interested, please contact Deborah Johnson, District Administrator, [deborah.johnson@cdcr.ca.gov](mailto:deborah.johnson@cdcr.ca.gov)

**DRC Operational Workgroup Update**

Chief Word reported for the Cognitive Behavioral Groups & Drug Testing. The purpose of the committee is to select a curriculum for implementation at the DRC. The group met on July 27, 2012 and reviewed four cognitive behavior programs. Deputy Probation Officer, Eric Iverson (PRCS) spoke in regards to his caseload and clients. The next meeting is scheduled for Monday, August 13, 2012 at the County Administration Building, 675 Texas Street, 6<sup>th</sup> Floor, Conference Room 6003 at 1:15 p.m. Open to all interested parties. For more information contact Donna Robinson at [dlobinson@solanocounty.com](mailto:dlobinson@solanocounty.com)

Halsey Simmons reported for the MH/Substance Abuse Assessments, Treatment and Benefit Services Workgroup. The group met with Substance Abuse providers, Probation and the County Administrator's Office. The group discussed a three-prong program, and the makings of a good Request For Proposal (RFP). The next meeting is scheduled for Friday, August 10, 2012 at Health and Social Services, 275 Beck Avenue, 1<sup>st</sup> Floor, Conference Room #2. Open to all interested parties. For more information contact Patrick Duterte at [poduterte@solanocounty.com](mailto:poduterte@solanocounty.com)

Mitch Mashburn reported for the GED/High School, Job Readiness and Vocational Training Workgroup. He announced upcoming events and topics for discussion for the group. The next meeting is scheduled for August 23, 2012 at the Claybank Facility at 2:30 p.m. Mitch will conduct a tour of the facility. Open to all interested parties. For more information contact Mitch Mashburn at [mhmashburn@solanocounty.com](mailto:mhmashburn@solanocounty.com)

Lloyd Gieg reported that the Housing Workgroup met on July 19 and discussed how the work done by the Re-entry Council can be applied to the work the CCP is projecting. The group also met with Mission Solano on August 1 and discussed Homeless and Transitional Shelters. For more information contact Lloyd Gieg at [genesishouse@scronline.com](mailto:genesishouse@scronline.com)

Chief Hansen extended an invitation to Probation Officers to attend and offer input to the workgroups.

**Budget Report and Request - (See Handout- Public Safety Realignment (AB 109) Budget Report CCP meeting of August 8, 2012, Item 9)**

Ron Grassi distributed a Budget narrative and Exhibits A- C. Ron discussed the Supplemental Funding for FY2012/13. Ron made a recommendation to the CCP to move forward with \$961, 000 of funding (Exhibit A Supplemental Funding Request). If approved, this request will go before the Board of Supervisors on August 28, 2012.

Patrick Duterte made a motion to move forward with the Supplemental Funding Request for FY2012/13 Public Safety Realignment (AB109) Budget. Lesli Caldwell seconded the motion. No opposition. Motion carried.

**Request from Probation and County Administrator's Office – (See Handout- Technical Assistance Proposal Developing An Evidence-Based Day Reporting Center – Thomas F. White, Corrections Consultant)**

Chief Hansen distributed Thomas F. White's Vita Profile to the Executive Committee. Copies were also available at the meeting. Sheriff Stanton made a motion to authorize the County Administrator to contract with Thomas White, Consultant to develop an implementation plan for the Day Reporting Centers. Patrick Duterte seconded the motion. No opposition. Motion carried.

**Committee Comments**

Ron Grassi extended an invitation to the CCP Committee to visit the DRC facility in Vallejo located at 355 Tuolumne Street. For more information, please contact Ron Grassi.

Chief Hansen announced the next scheduled meeting is September 12, 2012 at the Solano County CAC Building, 675 Texas Street, 6<sup>th</sup> Floor, Conference Room 6004 from 3:00 p.m. to 5:00 p.m.

**Adjournment**

The meeting adjourned at 4:30 p.m.



Announcement  
Natalie  
Woodard

Solano County  
Alcohol and Drug Advisory Board (ADAB)

## Educational Panel and Public Hearing

**ADAB Members**

**District 1**

Jewel Fink  
Natalie W. Woodard

**District 2**

Linda Braxton  
Jessie Knight

**District 3**

Vacant.

**District 4**

Gene Korte  
Tracey W. Lee

**District 5**

Vacant.

**At Large Member**

Vacant.

**Local Mental  
Health Board**

Vacant.

**Has your life been affected by alcohol or substance use?** Let your voice be heard! Come join us as we explore prevention, treatment and recovery services here in Solano County. Come listen and learn! Ask questions and make suggestions! The Solano County Alcohol and Drug Advisory Board (ADAB) will have an educational panel presentation followed by a public hearing on

**Wednesday, September 12, 2012**

**6 p.m. – 8 p.m., Room 1600**

**County Administrative Building**

**675 Texas Street, Fairfield, CA 94533**

The panel speakers and topics:

Prevention: Robin Cox, MPH, CPH  
Health Education Manager  
Substance Abuse Prevention Manager  
Health Promotion & Community Wellness Bureau  
Solano County Public Health Division

Treatment: Lloyd Geig & Carol Roberts  
Executive Director Program Director  
Genesis House (Vallejo) Southern Solano  
Alcohol Council

Recovery Roger Maryatt  
Executive Director  
Unity Hall (Fairfield)

Solano County  
Services: Andrew M. Williamson, MFT  
Substance Abuse Administrator  
Mental Health Clinical Supervisor  
Solano County Mental Health Division

After the speaker presentations (approximately 40 minutes), there will be a 55 minute public hearing. During the public hearing, members of the public are invited to ask questions of the panel or to comment on substance use disorder services (both public and private) in Solano County and community needs as related to prevention and substance use disorders.

For questions or more information, contact Carolyn Connell, ADAB Assistant, at 707-784-2222 or at [cconnell@solanocounty.com](mailto:cconnell@solanocounty.com). More information about ADAB is available at: <http://www.co.solano.ca.us/depts/hss/sas/adab/default.asp>





# PRCS Statistics



## Community Corrections Partnership (CCP)

Probation Department & Sheriff's Office  
Data Presentation  
August 8<sup>th</sup>, 2012

Number of PRCS currently under supervision:	320
---	-----

Number of grants that expired or client was discharged: 2

Clients grant revoked: 2 - Revoked and County Jail  
7 - Revoked Since October 2011

Number of failure to report: July 2012: 5  
\*4 missed appointment  
\*1 out of county holds  
\*42 have not reported since 10.1.11

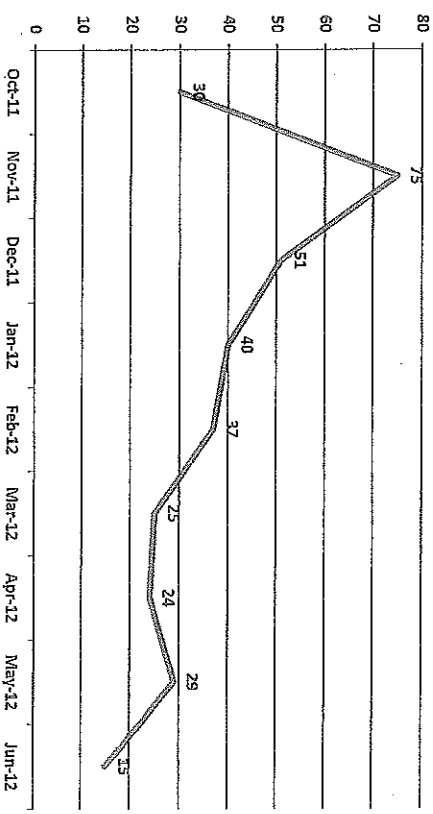
Number of clients transferred out since October 1, 2011: 27 - (1 in July 2012)

Number of clients transferred in since October 1, 2011: 11 - (3 in July 2012)

## Probation Department Statistics

Christopher Hansen  
Chief Probation Officer


## Number Required to Report to Probation



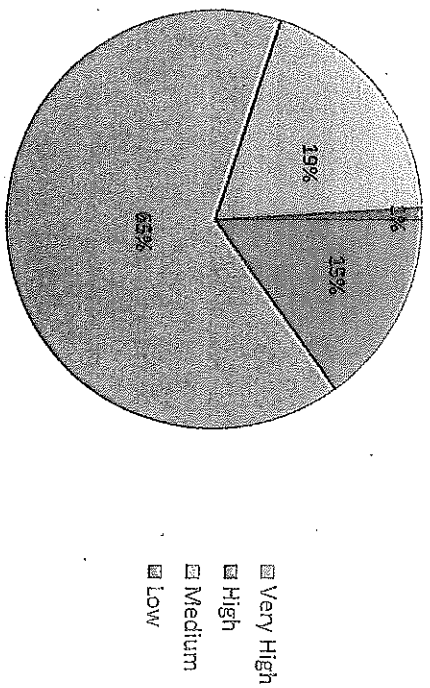
July 32



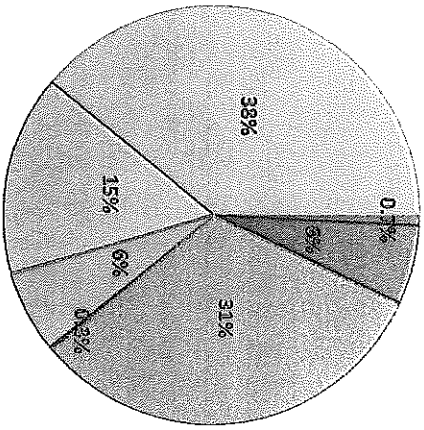
# Bench Warrants Ordered vs. Cleared



# Risk Level October 2011 – July 2012



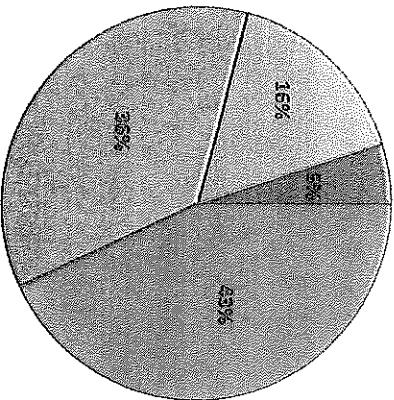
# City of Residence for Supervised PRCS October 2011 – July 2012



- Benicia
- Dixon
- Fairfield
- Rio Vista
- Suisun City
- Vacaville
- Vallejo



# PRCS Profile October 2011 – July 2012



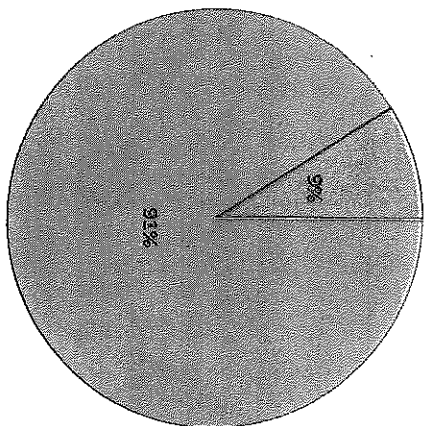
- African American
- Caucasian
- Hispanic
- Other





# PRCS Gender Profile

October 2011 – July 2012



■ Male  
 ■ Female

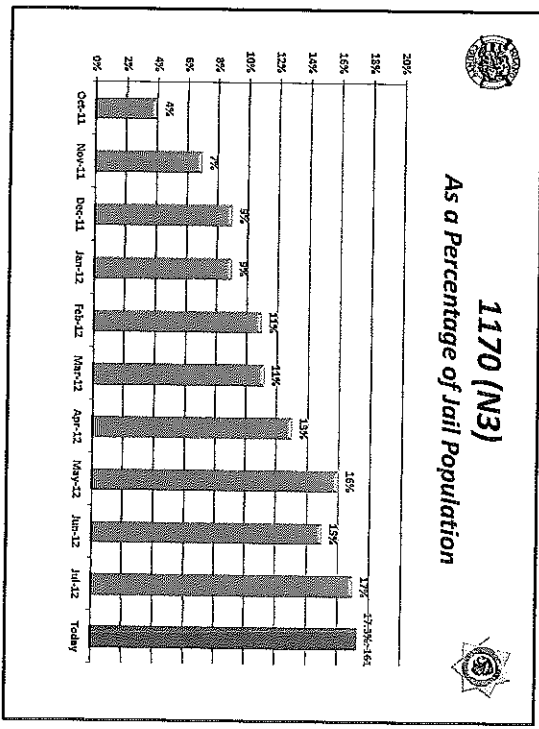
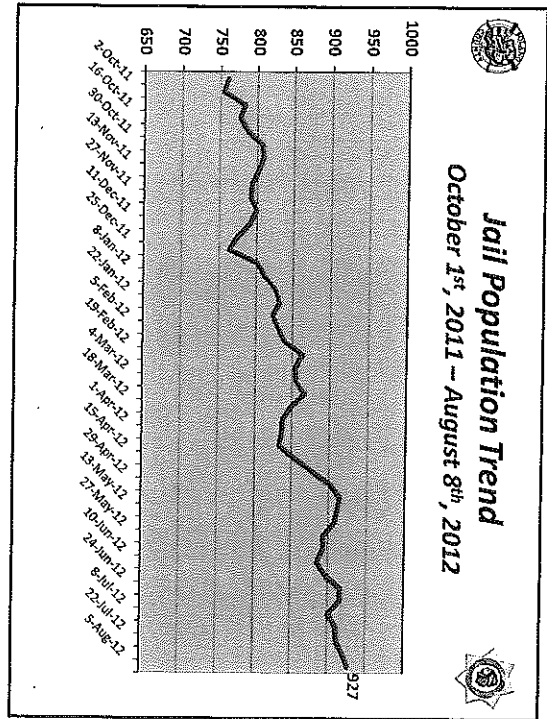
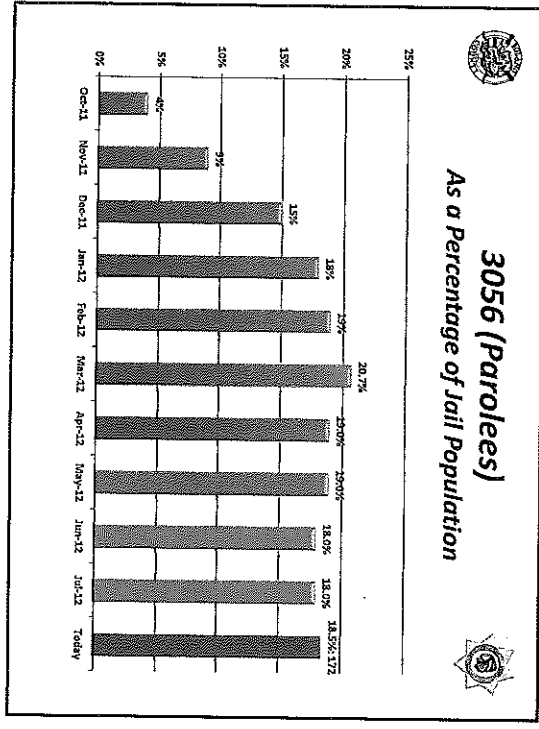



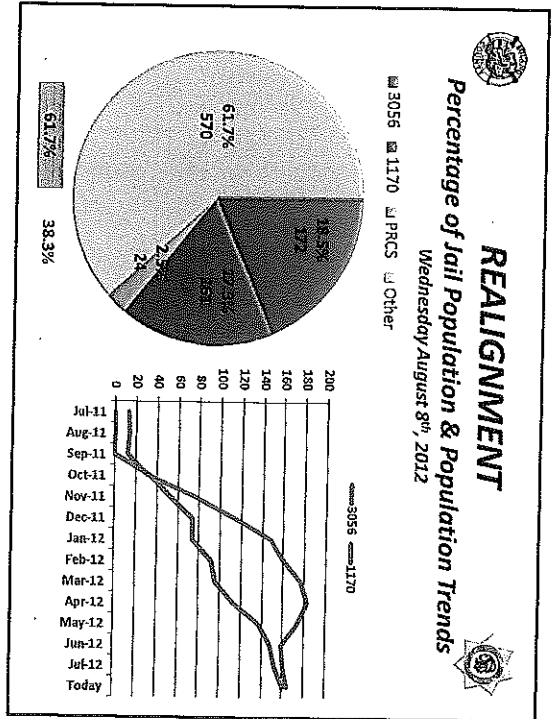
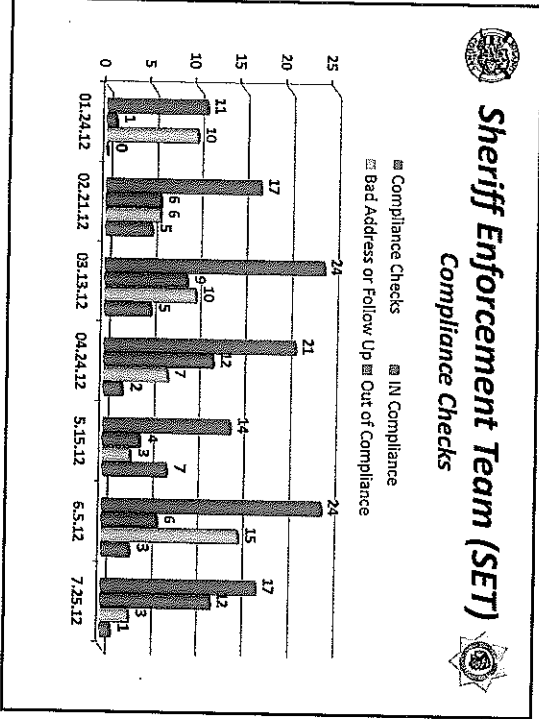
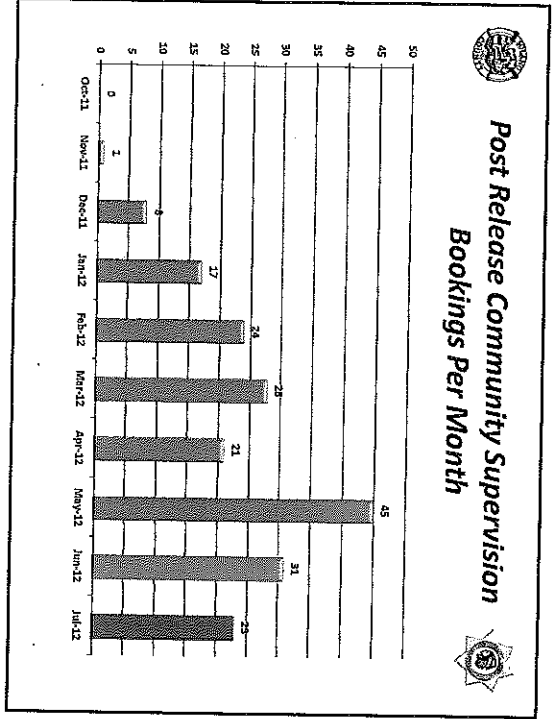
## Committing Offense



Males:	Females:
<ul style="list-style-type: none"> <li>• Theft</li> <li>• Drugs</li> <li>• Weapons</li> </ul>	<ul style="list-style-type: none"> <li>• Theft</li> <li>• Drugs</li> <li>• Forgery/Check Fraud</li> </ul>

**Sheriff's Office Statistics**  
**Gary Elliott**  
**Custody Division Captain**





## COUNTY ADMINISTRATOR'S OFFICE

**BIRGITTA E. CORSELLO**  
COUNTY ADMINISTRATOR  
COUNTY OF SOLANO



COUNTY ADMINISTRATOR'S OFFICE  
675 TEXAS STREET, SUITE 6500  
FAIRFIELD, CALIFORNIA 94533-6342  
(707) 784-6100  
FAX (707) 784-7975  
www.solanocounty.com

August 3, 2012

To: Community Corrections Partnership  
From: Ronald A. Grassi, Principal Management Analyst  
Subject: Public Safety Realignment (AB109) Budget Report

Community Corrections Partnership meeting of August 8, 2012, Item Number 9

**Requested Action: Consider supporting a portion of the Supplemental Funding Request for FY2012/13 Public Safety Realignment (AB109) Budget to the Board of Supervisors for approval (Attached as Public Safety Realignment (AB109) Budget - Exhibit A)**

### **Recommendation:**

The Supplemental funding requests in the amount of \$2,857,983 are not all recommended for consideration to the Board of Supervisors at this time. \$125,000 in planning funds remains uncommitted. The following funding requests in the amount of \$961,165 are recommended for consideration: a \$474,915 request from the Sheriff's Office for the expansion of an 80-bed section in the Claybank Sentenced Detention Facility; a request of \$300,000 for Health and Social Services to provide high-cost substance abuse and mental health placements; and \$186,250 request from the Probation Department for startup cost, a research position, and a consultant related to implementing a pilot Day Reporting Center in Vallejo. Requests in the amount of \$1,771,818 from the Probation Department for operational staff and a Day Reporting Center are still pending the development of the Day Reporting Center Implementation Plan along with analysis by the County Administrator's Office and the Human Resources Department.

### **Background**

The 2011 Public Safety Realignment Act (AB 109 and companion legislation) redirected from the State of California (State) to Counties specific duties and responsibilities associated with the sentencing and supervision of individuals convicted of felony offenses. The Public Safety Realignment Legislation changed sentencing practices, shifted responsibility for the housing of convicted non-violent offenders and parole violators to the Counties, shifted responsibility for supervising paroled non-violent, non-serious, and non-sex (non-non-non) offenders to County Probation Departments, and in 2013 will shift the responsibility for conducting parole hearings to the local courts.

The Board of Supervisors (BOS) in compliance with the new mandates approved a Public Safety Realignment Act Implementation Plan on November 1, 2011 with an initial implementation budget of \$4,362,824 for FY2011/12. As Public Safety Realignment moves in to the second year of funding, the FY2012/13 Adopted Budget includes a conservative revenue estimate of \$5.9 million to meet the ongoing needs of Public Safety Realignment (Exhibit A).

Based on Senate Bill 1020 the State of California appropriated a portion of State Sales Tax

revenue and Vehicle License Fee to fund Public Safety Realignment (AB109). Because the legislation based the allocation formula on a portion of Sales tax a fixed dollar amount is not guaranteed. The legislation states that Solano County will receive 1.0747% of the State allocation. Based on this formula, the California State Association of Counties estimates Solano County will receive \$8,449,389 in program funds and \$155,533 for District Attorney/Public Defender revocation activities (Exhibit B). Solano County was also allocated \$150,000 in planning funds to assist the Community Corrections Partnership with the continued development of the Public Safety Realignment Implementation Plan (Exhibit C). The total estimate funding amount for FY2012/13 is \$8,754,942. Funding is anticipated to be \$8,604,942 for FY2013/14 based on the current formula; however, without the additional planning funds.

The estimated increase in available funding has resulted in supplemental funding request in the amount of \$2,857,983 which is summarized in the August 2, 2012 Public Safety Realignment (AB109) Budget (Exhibit A) and are described as follows:

**Sheriff's Office Supplemental Funding Request:**  
(\$474,915 Recommended for consideration)

The Solano County inmate population attributed to Public Safety Realignment has exceeded the Department of Finance and the California Department of Corrections and Rehabilitation (CDCR) Realignment estimates. Based on initial estimates from the California Department of Finance (DOF), the Solano County Sheriff's Office was projected to need 331 additional beds by full rollout of Realignment in October 2015. As of July 30, 2012, only ten months into the rollout of Realignment, the Sheriff's Office is already at 105% of the Department of Finance's 4-year population impact estimate.

As of July 31, 2012, there were 348 inmates housed in the County's detention facilities as a result of 2011 Public Safety Realignment. Some are serving new sentences in the County jail; others are awaiting disposition of violations or new cases. Thirty Seven Percent of the incarcerated population at the Solano County Jail is now made up of inmates directly related to AB109 (Realignment). As a result of the unanticipated growth in the Realignment population, in recent months the Solano County jail has experienced frequent overcrowding. Custody capacity is needed to house realigned offenders in the Solano County Jail. Space needs to be available for flash incarceration, for housing of unsentenced, sentenced non-nons, probation revoked PRCS, and paroles. An 80-bed section in the Claybank Sentenced Detention Facility has been reopened to accommodate the housing of prisoners previously sentenced to state prison.

In anticipation of the need to open a second 80-bed module at Claybank, the Sheriff is requesting funding for 5.0 FTE additional Correctional Officers and 1.0 FTE Deputy Sheriff with basic equipment to expand the SET team. The supplemental funding requested should be considered a minimum. There is a potential that opening another 80-bed module during FY2012/13 could result in additional Realignment related impacts to non-personnel operational costs in the jails. In July 2012, the average daily population (ADP) of Solano County's jails was 910 inmates. As is true in most California jails these days, the great majority – 648 inmates (74%) – of those in Solano County's jails were unsentenced while only 246 inmates (26%) were sentenced. Of the incarcerated population, 94% have felony charges and 6% were charged with misdemeanors only.

The Sheriff's Office is also evaluating the treatment programs available in the jail, and may require additional funding to modify or implement in-custody treatment programs.

	FY2012/13	FY2013/14
	9months	12 months
5.0 FTE Correctional Officers	\$342,835	\$457,113
Purpose: To staff the opening of a second module at the Claybank Facility		
1.0 FTE Deputy Sheriff	\$ 97,081	\$129,441
Vehicle for Deputy	\$ 25,000	
Purpose: To expand the SET team		
One-time cost for equipment:	<u>\$ 10,000</u>	
6.0 FTE Total	\$474,915	\$586,554

**Probation Department's Supplemental Funding Request for Operations:**

(\$86,250 is recommended for consideration)

As of August 2, 2012 the Probation Department is currently supervising 317 PCRS and 11 non-non-non offenders. The number of offenders continues to increase monthly for both the PCRS and non-non-non offenders. It is anticipated that the PCRS offenders will begin to level off and the non-non-non's will increase. The Probation Department utilizes a range of evidence-based strategies geared to the risk levels of those being supervised. Offenders who pose a low risk to the community may be placed on telephone reporting, while most moderate, high and very-high risk individuals are subject to frequent face-to-face contact with a probation officer trained to support and enforce compliance with offenders' case plans and terms of supervision.

As part of the supplemental funding request the Probation Department is requesting the following 4.0 FTE positions:

1.0 FTE Senior Deputy Probation Officer to handle the highest risk cases. The Probation Department's caseload ratio for high risk supervision of 1 officer to 50 active probationers needs to be examined based on the results of the Level of Service/ Case Management Inventory (LS/CMI) assessment tool. In reviewing the risk levels of the offenders, it became necessary to utilize Senior Deputy Probation Officers to provide supervision and serve as liaisons for Law Enforcement for the purpose of conducting compliance checks and residency verifications. Therefore, in the Adopted Budget for FY2012/13, the Department deleted 3 Deputy Probation Officer positions currently allocated to PCRS and added 3 Senior Deputy Probation Officer positions. As of July 2, 2012 there were 39 offenders classified as very high risk, 169 classified as High Risk, 51 offenders classified as medium risk, and 2 offenders classified as low risk. 85 offenders are being processed through the assessment system. Based on the anticipated assessment results, an additional Senior Deputy Probation Officer may be required to handle the highest risk cases. (This position is pending an analysis of the caseload and the organizational structure)

1.0 FTE Supervising Deputy Probation Officer. A Supervising Deputy Probation Officer is required to provide training, supervision, and oversight of Probation staff. The Probation Department anticipates having a staff of 11 Deputy Probation Officers and 5 Senior Deputy Probation Officers. The appropriate staffing ratio for officers to supervisor is 7 to 1. This additional position will allow for the proper supervision and oversight of staff in both Fairfield and Vallejo offices. (This position is pending a review of the organizational structure)

1.0 FTE Legal Procedures Clerk (Journey) the Probation Department anticipates opening the Vallejo Office on October 1, 2012. With the opening of the Vallejo office an additional Legal Procedures Clerk (LPC) is needed (presently there are 2 LPCs in Fairfield) to support the



growing workload by processing files and completing data entry in Vallejo. The Probation Department is requesting 1 additional LPC for a total of 3 LPC's. (This position is pending a review of the organizational structure)

1.0 FTE Research Position, with the actual classification to be determined through Solano County Human Resources. The position will plan, organize, conduct research and evaluation for AB109 programs and services. Determine data goals and objectives, develop strategies to achieve objectives, and design data collection procedures. Develop and implement program performance and outcome measures; determine outcomes from evaluated data; and make programming and service recommendations. Write research reports, prepare presentations and share information with other stakeholders. Lead a grant team in identifying and applying for other funding opportunities. (This position is pending a review of the classification; however, is recommended for consideration)

	FY2012/13	FY2013/14
	9months	12 months
1.0 FTE Supervising Deputy Probation Officer	\$98,487	\$131,316
1.0 FTE Senior Legal Procedures Clerk	\$60,426	\$80,568
1.0 FTE Senior Deputy Probation Officers	\$85,403	\$113,871
<u>1.0 FTE Researcher Position (TBD)</u>	<u>\$86,250</u>	<u>\$115,000</u>
3.0 FTE Total	\$330,566	\$440,755

**Probation Department's Supplemental Funding Request for the Day Reporting Centers:**  
 (\$75,000 Recommended for consideration)

Funds are requested to be set aside for two Day Reporting Centers; a Service/Day Reporting Center (DRC) would provide a "one-stop shop" of services for offenders. A Day Reporting Center Subcommittee of the CCP established a workgroup in April 2012 to focus solely on the best model for Solano County. The workgroup visited the Day Reporting Centers in Napa, San Joaquin, and Stanislaus Counties. Napa County has a contract with Behavioral Interventions (BI) to operate their center. The operational cost of these centers range from \$1 million to \$1.2 million. The Day Reporting Center in San Joaquin and Stanislaus County are operated by the Probation Department. The operational cost of these centers range from \$800 to \$900 thousand. Based on the review of information obtained it is suggested that the Probation Department assume oversight and administrative responsibilities for the DRC in Solano County. This model is the most cost effective and allows for the greatest flexibility to meet clients' needs. The Solano County model for the DRC will include eight core elements:

1. Cognitive Behavioral groups using Evidence Based Practices such as Aggression Replacement Training, Moral Recognition, Crossroads, and/or Thinking for a Change.
2. Mental Health (MH)/ Substance Abuse (SA) assessments tools using Evidence Based Practices
3. MH/SA treatment groups using Evidence Based Practices and certified addiction counselors and peer mentors. Peer mentors are individuals who have had a successful experience in the justice system/substance abuse system and can be of assistance as a "safety net" of support to those currently navigating the reentry system.
4. GED / High School Diploma/ literacy services
5. Job readiness, vocational training and employability skills

6. Drug testing
7. Eligibility Benefits and other social services - both online self-service and in-person benefit assistance
8. Transportation and Housing Assistance

At the July 11, 2012 CCP meeting, direction was provided to explore the creation of a Day Reporting Center in Vallejo first and then one in Fairfield. Four Operational Workgroups were established to refine the services delivery model:

1. Cognitive Behavioral Groups & Drug Testing: Probation
2. MH/Substance Abuse Assessments, Treatment and Benefit services: HS&S
3. GED/High School, Job Readiness and Vocational Training: WIB and Sheriff's Office
4. Housing: Reentry Council

A formal DRC operational budget is still in the development phase; however, based on proposals from other counties, \$1.6 to \$1.8 million is estimated for the operational cost of two DRCs. Startup cost such as the modifications or improvements to a facility could be covered from the FY2011/12 remaining fund balance. Positions' being considered for the DRC consists of a Senior Deputy Probation Officer, a Journey Level Probation Officer and a Social Worker. The intent is the Probation staff will manage the operations as well as conduct Cognitive Behavior groups. The Social Worker will coordinate with Health and Social Services (H&SS) and other agencies to assist clients obtaining services and provide limited case management.

#### **Planning Funds**

(\$25,000 Recommended for consideration)

On July 20, 2012 Solano County received notification that \$150,000 was allocated in Planning Funds to assist the Community Corrections Partnership with the continued development of the Public Safety Realignment Implementation Plan. The DRC is a large part of the CCP Implementation Plan; thus, it recommended that \$25,000 is appropriated for a consultant to provide technical expertise on the analysis and development of a DRC implementation Plan.

#### **Health and Social Services Supplemental Funding Request:**

(\$300,000 Recommended for consideration)

One of the main goals of Public Safety Realignment is the reduction of recidivism; therefore, H&SS is currently analyzing available data and best practices to develop Mental Health and Substance Abuse programs. H&SS is also collaborating with the Probation Department to develop programs for the Day Reporting Center.

H&SS is requesting that \$300,000 be set aside for high-cost substance abuse and mental health placements that occur at the recommendation of the multi-disciplinary team or as a crisis intervention. This will ensure that AB109 probationers requiring priority intensive treatment in approved treatment facilities are placed first in line for such services where appropriate and necessary to prevent recidivism.

Examples of such services are:

1. Crisis hospitalization due to escalating mental illness;
2. Residential substance abuse treatment for high risk substance abusing probationers;
3. Residential mental health services for the mentally ill probationer;

4. Evidence-based intensive services which are ultimately identified by the MH/Substance Abuse Assessments, Treatment and Benefit Services Workgroup;
5. Placement at Napa State Hospital;
6. Placement at Institutions for Mental Disease (medium-term locked facilities).

H&SS will assign a Benefit Specialist to the DRC to assist eligible individuals' access services through Medi-Cal, County Medical Services Program (CMSP), and Supplemental Security Income (SSI). This in turn may help to reduce or eliminate cost related to the above services.

August 3, 2012

## Public Safety Realignment (AB109) Budget

Exhibit A (Revised)

REALIGNMENT (AB109) STAKEHOLDERS	FY2011/12 Initial Request CCP Plan	FY2011/12 BOS Adopted Budget	FY2011/12 Third Quarter Projection	FY2011/12 Estimated Actual	FY2012/13 BOS Adopted Budget June 25, 2012	Revised FY2012/13 Supplemental Funding Request	Total FY2012/13 Funding Request	Recommended FY2012/13 Supplemental Funding Request	FY2013/14 12 Month Estimate
Sheriff Salaries & Benefits	\$1,323,126	\$1,323,126	\$841,136	\$846,001	\$1,413,388	\$439,915	\$1,853,303	\$439,915	\$1,999,942
Sheriff Non-Staff (Other Cost)	\$112,881	\$112,881			\$1,697,047	\$35,000	\$1,732,047	\$35,000	\$1,697,047
Task Force (Local Police Overtime)	\$66,667	\$66,667	\$50,000	\$50,000	\$100,000		\$100,000		\$100,000
Probation Salaries & Benefits	\$998,656	\$998,656	\$658,000	\$424,650	\$1,534,709	\$330,566	\$1,865,275	\$86,250	\$1,975,464
Probation (Other Cost)					\$182,469		\$182,469		\$182,469
District Attorney	\$214,054	\$214,054	\$49,815	\$64,722	\$280,996		\$280,996		\$280,996
District Attorney (Other Cost)					\$3,875		\$3,875		\$3,875
Public Defender	\$128,093	\$128,093	\$64,114	\$66,032	\$230,897		\$230,897		\$230,897
Public Defender (Other Cost)					\$13,619		\$13,619		\$13,619
Conflict Defender					\$38,625		\$38,625		\$38,625
Conflict Defender (Other Cost)					\$1,730		\$1,730		\$1,730
Day Reporting Center (2 Locations)	\$301,500					\$1,602,502	\$1,602,502	\$75,000	\$1,800,000
Substance Abuse	\$399,481	\$82,323	\$68,252	\$23,196	\$156,629	\$150,000	\$306,629	\$150,000	\$306,629
Mental Health	\$138,000	\$192,667	\$119,952	\$136,941	\$242,975	\$150,000	\$392,975	\$150,000	\$392,975
Employment Development	\$66,169								
CCP Planning	\$150,000	\$150,000	\$110,000	\$90,102		\$150,000	\$150,000	\$25,000	
Startup Funds	\$231,947	\$231,947	\$150,886	\$192,150					
Contingency	\$232,250	\$862,410							
<b>TOTAL</b>	<b>\$4,362,824</b>	<b>\$4,362,824</b>	<b>\$2,112,155</b>	<b>\$1,893,794</b>	<b>\$5,896,959</b>	<b>\$2,857,983</b>	<b>\$8,754,942</b>	<b>\$961,165</b>	<b>\$9,024,268</b>

FY2011/12 Start Up Funds of \$231,947 includes:

(Sheriff \$110,621, Probation \$107,996, District Attorney \$7,965 and Public Defender \$5,365 for total one time funding of \$231,947)

FY2011/12 estimated remaining fund balance is \$2,469,030 (Consider one time funding)

FY2012/13 adopted budget is based on an the FY2011/12 annualized amount or \$5.9 million

CSAC estimates funding allocation for FY2012/13 is \$8,449,389 for Programs,  
\$155,553 DA/PPD Revocation, and \$150,000 for Planning for a total of \$8,754,942

The estimated funding allocation for FY2013/14 is \$8,449,389 for Programs,  
and \$155,553 DA/PPD Revocation for a total of \$8,604,942 plus one time funding carry over from FY2011/12

# FY2012/13 California State Association of Counties Funding Estimates Exhibit B

COUNTY	Double Year 1 base	ADJUSTED \$ on population (82.5%)	Status Quo @ 82.5%	\$ on revised weighted ADP	BEST OF Pop, SQ or weighted ADP (with Yr1x2 as min base)	High ADP adjustment	ESTIMATED ALLOCATION based on recommended formula (Years 2 and 3)	% share recommended approach Yrs 2 and 3
ALAMEDA	18,442,024	29,223,042	18,665,652	15,185,092	29,223,042		29,223,042	3.47%
ALPINE	153,766	21,726	35,674	25,448	153,766		153,766	0.02%
AMADOR	1,086,992	699,133	1,107,945	1,063,942	1,107,945	22,507	1,130,452	0.13%
BUTTE	5,471,809	4,132,693	5,558,537	5,557,099	5,558,537	43,294	5,601,830	0.66%
CALAVERAS	701,514	794,509	690,975	616,882	794,509		794,509	0.09%
COLUSA	428,703	371,293	432,059	397,961	432,059		432,059	0.05%
CONTRA COSTA	9,145,900	19,285,330	9,358,645	5,808,197	19,285,330		19,285,330	2.29%
DEL NORTE	442,875	544,959	447,492	446,653	544,959		544,959	0.06%
EL DORADO	2,421,286	3,329,308	2,397,956	1,936,776	3,329,308		3,329,308	0.39%
FRESNO	17,676,736	16,532,657	17,938,453	20,784,011	20,784,011		20,784,011	2.47%
GLENN	662,541	488,598	646,754	605,612	662,541		662,541	0.08%
HUMBOLDT	3,053,357	2,615,990	3,164,852	3,336,289	3,336,289	5,373	3,341,460	0.40%
IMPERIAL	2,592,767	3,126,692	2,704,919	2,537,246	3,126,692		3,126,692	0.37%
INYO	381,935	324,185	390,185	395,041	395,041		395,041	0.05%
KERN	21,668,279	15,069,531	22,655,048	22,963,131	22,963,131	488,844	23,451,975	2.78%
KINGS	5,724,071	2,908,181	5,858,328	5,150,960	5,858,328	182,544	6,040,871	0.72%
LAKE	1,641,826	1,158,434	1,669,101	1,701,411	1,701,411	29,754	1,731,165	0.21%
LASSEN	769,540	735,334	772,380	778,101	778,101		778,101	0.09%
LOS ANGELES	267,782,587	185,967,408	203,951,691	227,242,124	267,782,587		267,782,587	31.77%
MADERA	3,376,479	2,702,780	3,437,735	3,435,580	3,437,735	3,946	3,441,681	0.41%
MARIN	2,608,357	4,563,074	2,599,989	1,553,349	4,563,074		4,563,074	0.54%
MARIPOSA	330,916	328,159	338,530	317,627	338,530		338,530	0.04%
MENDOCINO	1,987,623	1,596,066	2,063,454	1,611,030	2,063,454		2,063,454	0.24%
MERCED	4,997,047	4,484,348	5,120,765	5,208,630	5,208,630		5,208,630	0.62%
MODOC	153,766	166,908	118,037	82,141	166,908		166,908	0.02%
MONO	200,534	289,289	217,258	128,574	289,289		289,289	0.03%
MONTEREY	7,693,979	7,576,550	7,858,348	7,931,442	7,931,442		7,931,442	0.94%
NAPA	2,103,833	2,467,357	2,144,019	1,786,051	2,467,357		2,467,357	0.29%
NEVADA	1,030,304	1,770,139	1,030,296	563,545	1,770,139		1,770,139	0.21%
ORANGE	46,156,787	56,302,998	46,669,701	41,814,723	56,302,998		56,302,998	6.68%
PLACER	5,972,789	6,186,755	6,018,443	5,219,148	6,186,755		6,186,755	0.73%
PLUMAS	307,532	355,919	307,684	271,706	355,919		355,919	0.04%
RIVERSIDE	42,148,945	38,950,451	43,036,418	43,183,181	43,183,181		43,183,181	5.12%
SACRAMENTO	26,280,557	26,286,057	26,900,420	28,075,510	28,075,510		28,075,510	3.33%
SAN BENITO	1,095,496	1,006,204	1,073,912	962,200	1,095,496		1,095,496	0.13%
SAN BERNARDINO	51,571,199	37,136,888	52,338,692	54,853,706	54,853,706	991,865	55,845,571	6.63%
SAN DIEGO	50,211,396	59,134,657	51,142,654	50,105,603	59,134,657		59,134,657	7.02%
SAN FRANCISCO	10,099,676	17,078,602	10,114,008	7,867,789	17,078,602		17,078,602	2.03%
SAN JOAQUIN	13,571,816	12,212,722	13,780,585	14,779,690	14,779,690		14,779,690	1.75%
SAN LUIS OBISPO	4,401,115	5,179,333	4,494,729	3,637,722	5,179,333		5,179,333	0.61%
SAN MATEO	8,445,803	13,453,508	8,311,488	7,217,658	13,453,508		13,453,508	1.60%
SANTA BARBARA	7,757,753	7,918,923	7,970,922	7,541,216	7,970,922		7,970,922	0.95%
SANTA CLARA	25,132,625	33,746,839	25,448,014	22,836,495	33,746,839		33,746,839	4.00%
SANTA CRUZ	3,325,460	5,174,169	3,444,378	1,995,720	5,174,169		5,174,169	0.61%
SHASTA	5,977,750	3,164,692	6,075,323	5,439,019	6,075,323	178,259	6,253,582	0.74%
SIERRA	153,766	58,044	37,698	29,925	153,766		153,766	0.02%
SISKIYOU	890,002	779,831	898,042	785,059	898,042		898,042	0.11%
SOLANO	7,615,324	7,766,200	7,747,992	8,449,389	8,449,389		8,449,389	1.00%
SONOMA	6,480,856	9,027,377	6,598,044	5,065,559	9,027,377		9,027,377	1.07%
STANISLAUS	12,021,399	9,206,787	12,183,027	12,084,736	12,183,027	60,241	12,243,268	1.45%
SUTTER	2,334,837	1,678,853	2,390,287	2,467,071	2,467,071	43,281	2,510,352	0.30%
TEHAMA	2,424,829	1,099,955	2,478,763	2,011,663	2,478,763	76,819	2,555,582	0.30%
TRINITY	289,109	250,246	297,469	238,981	297,469		297,469	0.04%
TULARE	11,315,633	7,598,915	11,571,640	10,739,824	11,571,640	143,580	11,715,220	1.39%
TUOLUMNE	1,197,534	1,001,534	1,198,616	1,021,908	1,198,616		1,198,616	0.14%
VENTURA	11,393,579	15,070,691	11,622,734	9,772,406	15,070,691		15,070,691	1.79%
YOLO	5,949,406	3,982,377	5,830,416	5,726,576	5,949,406	87,278	6,036,683	0.72%
YUBA	2,011,715	1,309,301	2,035,322	2,047,691	2,047,691	48,917	2,096,608	0.25%
<b>TOTAL</b>	<b>751,266,036</b>	<b>695,392,500</b>	<b>695,392,500</b>	<b>695,392,500</b>	<b>840,493,701</b>	<b>2,406,299</b>	<b>842,900,000</b>	
					2,406,299			
	Year 1 doubled/small co. outliers	5	8,014,975	1.0%				
	Population	22	286,271,455	34.0%				
	Status quo	15	61,470,391	7.3%				
	Adjusted ADP	15	219,360,593	26.0%				
	Los Angeles (ADP)	1	267,782,587	31.8%				
		58	842,900,000					

	<b>ESTIMATED 2012-13 allocation for AB 109 DA/PD activities (revocation)</b>	<b>% share for Years 2 and 3 DA/PD activities (revocalon)</b>
ALAMEDA	\$396,403	2.72%
ALPINE	\$3,103	0.02%
AMADOR	\$22,030	0.15%
BUTTE	\$110,697	0.76%
CALAVERAS	\$14,364	0.10%
COLUSA	\$8,657	0.06%
CONTRA COSTA	\$207,390	1.42%
DEL NORTE	\$9,166	0.06%
EL DORADO	\$50,901	0.35%
FRESNO	\$363,664	2.49%
GLENN	\$13,368	0.09%
HUMBOLDT	\$62,256	0.43%
IMPERIAL	\$53,517	0.37%
INYO	\$7,736	0.05%
KERN	\$441,217	3.02%
KINGS	\$116,207	0.80%
LAKE	\$33,328	0.23%
LASSEN	\$15,546	0.11%
LOS ANGELES	\$4,638,303	31.77%
MADERA	\$68,273	0.47%
MARIN	\$57,034	0.39%
MARIPOSA	\$6,694	0.05%
MENDOCINO	\$40,275	0.28%
MERCED	\$101,301	0.69%
MODOC	\$3,132	0.02%
MONO	\$4,246	0.03%
MONTEREY	\$155,775	1.07%
NAPA	\$43,268	0.30%
NEVADA	\$22,456	0.15%
ORANGE	\$954,166	6.54%
PLACER	\$120,994	0.83%
PLUMAS	\$6,314	0.04%
RIVERSIDE	\$852,762	5.84%
SACRAMENTO	\$534,303	3.66%
SAN BENITO	\$22,104	0.15%
SAN BERNARDINO	\$1,050,176	7.19%
SAN DIEGO	\$1,033,219	7.08%
SAN FRANCISCO	\$219,510	1.50%
SAN JOAQUIN	\$276,558	1.89%
SAN LUIS OBISPO	\$90,555	0.62%
SAN MATEO	\$181,697	1.24%
SANTA BARBARA	\$157,007	1.08%
SANTA CLARA	\$526,533	3.61%
SANTA CRUZ	\$71,264	0.49%
SHASTA	\$121,234	0.83%
SIERRA	\$3,103	0.02%
SISKIYOU	\$17,975	0.12%
SOLANO	\$155,533	1.07%
SONOMA	\$136,503	0.93%
STANISLAUS	\$243,053	1.66%
SUTTER	\$47,505	0.33%
TEHAMA	\$49,220	0.34%
TRINITY	\$5,852	0.04%
TULARE	\$229,214	1.57%
TUOLUMNE	\$24,165	0.17%
VENTURA	\$238,174	1.63%
YOLO	\$120,237	0.82%
YUBA	\$40,781	0.28%
TOTAL	\$14,600,000	



Board of State and Community Corrections  
600 Bercut Drive, Sacramento, CA 95811

916.445.5073 PHONE  
916.327.3317 FAX

[bscc.ca.gov](http://bscc.ca.gov)

GOVERNOR Edmund G. Brown Jr.  
EXECUTIVE DIRECTOR Patricia Mazzilli

Received

JUL 26 2012

Solano Cty. CAO

July 18, 2012

County of Solano  
Administrator's Office  
675 Texas Street, Suite 6500  
Fairfield, California 94533  
Attn: Administrative Office

Dear Sir/Madam:

**Fiscal Year 2012/2013 Realignment  
Community Corrections Partnership Program Disbursement**

Based on the Fiscal Year 2012/2013 Budget Act, AB1464, Chapter 21, the Board of State and Community Corrections (BSCC) is authorized to administer \$7,900,000 in consultation with the Department of Finance (DOF), and distributed to the counties for their local Community Corrections Partnerships (CCPs), as established pursuant to subdivision (b) of Section 1230 of the Penal Code, for the purpose of assisting each county's CCP with the continued development, including any necessary adjustments, of the CCP's plan to implement AB109 (Chapter 15 of the Statutes of 2011). The funding pursuant to this provision shall be distributed to the counties based on their population as detailed: (1) \$100,000 to each county with a population of 0, to 200,000 inclusive, (2) \$150,000 to each county with a population of 200,001 to 749,999 inclusive, and (3) \$200,000 to each county with a population of 750,000 and above. Based upon the most recent county population data published by the DOF (see attachment), the State Controller's Office will issue your payment of \$150,000 under separate cover.

Each county receiving funding pursuant to this provision shall provide the BSCC a copy of the county's final plan, including revisions to their plan, within 60 days of its approval by the county. A copy of the plan should be sent to:

Kim Bushard, Field Representative  
Board of State and Community Corrections  
600 Bercut Drive, Sacramento, CA 95811  
916.324.0999; [kim.bushard@bscc.ca.gov](mailto:kim.bushard@bscc.ca.gov)

Please feel free to contact Ms. Bushard should you have any questions regarding this payment.

Sincerely,

Jean L. Scott, Deputy Director  
Corrections Planning and Programs Division  
Attachment: Department of Finance Population Report  
Copy: Kim Bushard

E-1: State/County Population Estimates with Annual Percent Change

1-Jan-12

State/County	1/1/2012	Population Split for Payment Purposes	\$ to Disburse
California	37,878,563		
Alameda	1,532,137	750,000 and above	\$200,000
Alpine	1,097	0-200,000	\$100,000
Amador	37,120	0-200,000	\$100,000
Butte	221,273	200,001-749,999	\$150,000
Calaveras	44,840	0-200,000	\$100,000
Colusa	21,690	0-200,000	\$100,000
Contra Costa	1,065,117	750,000 and above	\$200,000
Del Norte	28,429	0-200,000	\$100,000
El Dorado	180,712	0-200,000	\$100,000
Fresno	948,711	750,000 and above	\$200,000
Glenn	28,122	0-200,000	\$100,000
Humboldt	134,587	0-200,000	\$100,000
Imperial	177,441	0-200,000	\$100,000
Inyo	18,461	0-200,000	\$100,000
Kern	860,006	750,000 and above	\$200,000
Kings	162,419	0-200,000	\$100,000
Lake	63,266	0-200,000	\$100,000
Lassen	34,167	0-200,000	\$100,000
Los Angeles	9,884,632	750,000 and above	\$200,000
Madera	152,074	0-200,000	\$100,000
Marin	254,790	200,001-749,999	\$150,000
Mariposa	17,716	0-200,000	\$100,000
Mendocino	87,572	0-200,000	\$100,000
Merced	258,736	200,001-749,999	\$150,000
Modoc	9,556	0-200,000	\$100,000
Mono	14,391	0-200,000	\$100,000
Monterey	420,668	200,001-749,999	\$150,000
Napa	138,255	0-200,000	\$100,000
Nevada	97,182	0-200,000	\$100,000
Orange	3,055,792	750,000 and above	\$200,000
Placer	355,328	200,001-749,999	\$150,000
Plumas	19,718	0-200,000	\$100,000
Riverside	2,227,577	750,000 and above	\$200,000
Sacramento	1,435,153	750,000 and above	\$200,000
San Benito	65,816	0-200,000	\$100,000
San Bernardino	2,063,919	750,000 and above	\$200,000
San Diego	3,143,429	750,000 and above	\$200,000

Department of Finance  
 Demographic Research Unit  
 Phone: (916) 323-4088

For more information: <http://www.dof.ca.gov/research/demographic/reports/estimates/e-5/2011-20/view.php>

Released on May 1, 2012



E-1: State/County Population Estimates with Annual Percent Change  
1-Jan-12

State/County	1/1/2012	Population Split for Payment Purposes	\$ to Disburse
San Francisco	812,538	750,000 and above	\$200,000
San Joaquin	695,750	200,001-749,999	\$150,000
San Luis Obispo	271,483	200,001-749,999	\$150,000
San Mateo	729,443	200,001-749,999	\$150,000
Santa Barbara	427,267	200,001-749,999	\$150,000
Santa Clara	1,816,486	750,000 and above	\$200,000
Santa Cruz	265,981	200,001-749,999	\$150,000
Shasta	177,823	0-200,000	\$100,000
Sierra	3,152	0-200,000	\$100,000
Siskiyou	44,839	0-200,000	\$100,000
Solano	413,786	200,001-749,999	\$150,000
Sonoma	487,011	200,001-749,999	\$150,000
Stanislaus	519,940	200,001-749,999	\$150,000
Sutter	95,065	0-200,000	\$100,000
Tehama	63,177	0-200,000	\$100,000
Trinity	13,722	0-200,000	\$100,000
Tulare	450,840	200,001-749,999	\$150,000
Tuolumne	53,834	0-200,000	\$100,000
Ventura	832,970	750,000 and above	\$200,000
Yolo	202,133	200,001-749,999	\$150,000
Yuba	72,615	0-200,000	\$100,000

\$7,850,000

Department of Finance  
Demographic Research Unit  
Phone: (916) 323-4086

For more information: <http://www.dof.ca.gov/research/demographic/reports/estimates/e-1/view.php>  
Released on May 1, 2012

FROM WEBSITE ADDRESS (TAKEN 7/5/12)  
<http://www.dof.ca.gov/research/demographic/reports/estimates/e-1/view.php>

Department of Finance  
Demographic Research Unit  
Phone: (916) 323-4086

For more information: <http://www.dof.ca.gov/research/demographic/reports/estimates/e-5/2011-20/view.php>  
Released on May 1, 2012

H&SS MENTAL HEALTH  
AB109 REFFERAL & PLACEMENT SUMMARY  
8/7/2012

---

**REFERRALS FROM:**

Probation	46
Self-referred and substantiated to be AB109	9
Access	2
Court/Public Defender/Conflict Defender/BHAT	17
Shelters	2
California Dept of Corrections & Rehabilitation (CDCR)	5
4 of which are Enhanced Outpatient Program Level (EOP)	

Total: 81

**OUTPATIENT DISPOSITION:**

FACT - FSP	12
Outpatient (ICC)	44
BHAT	6

62

**PLACEMENT DISPOSITION (Cumulative):**

Augmented Board & Care (ABC)	0
Institute for the Mentally Disabled (IMD)*	1
Inpatient Hospital	1
5150 Evaluation	0

Total: 2

\* Same individual transferred from Inpatient Hospital

**OTHER:**

Non-AB109	14
FACT-FSP criteria not met	7
Pending Assessments	8

Total: 29

Difference in totals may reflect more than one disposition (ICC/BHAT) or non-compliance

---

Key:

**FACT-FSP** - Forensic Assertive Community Treatment - Full Service Partnership

**ICC** - Integrated Care Clinic

**BHAT** - Behavioral Health Assessment Team

**AB 109 Placement and Referral Breakdown**

**SUBSTANCE ABUSE**

**As of August 8, 2012**

**REFERRALS:**

# referred from Probation	114
# of self-referred	8
<b>TOTAL</b>	<b>122</b>

**PLACEMENTS:**

Outpatient	47
Residential (90-180 day)	6
Mental Health	3
<b>TOTAL</b>	<b>53</b>

**OTHER:**

Criteria not met	26
In progress	18
No show	25
<b>TOTAL</b>	<b>69</b>