


Bid Tabulation

Contract: GSD 2025 Job Order Contracts (JOC)
License Type: A
Bid Date/Time: April 15, 2025 at 2:00 PM
Estimated Contract Value: Up to \$1M

Bids Opened By: Donny Mandrell
Bids Tabulated By: Nesmith Despabiladeras
Bids Witnessed By: Umika Wright
Page: 1 of 1

NO.	BIDDER NAME	ADDENDUM	ADJUSTMENT FACTOR				AWARD CRITERIA FIGURE
			GENERAL FACILITIES		SECURED FACILITIES		
			Normal Working Hours	Other Than Normal Working Hours	Normal Working Hours	Other Than Normal Working Hours	
1	EE. Gilbert Construction	Y	1.1200 ^{0.7280}	1.1210 ^{0.0561}	1.1229 ^{0.2807}	1.1235 ^{0.0562}	1.1210
2	Swierstock	Y	0.9700 ¹⁰ 1.4000 ^{0.9100}	0.7700 ¹⁰ 1.4000 ^{0.0700}	0.7500 ¹⁰ 1.7000 ^{0.03500}	0.0700 ¹⁰ 1.4000 ^{0.0700}	1.4000
3	North Star	Y	1.1200 0.7280	1.1400 0.0570	1.1400 0.2850	1.1600 0.0580	1.1280
4	Graniterock	Y	1.1000 0.7150	1.1000 0.0550	1.1000 0.2750	1.1000 0.0550	1.1000
5	Gordon N. Ball Inc	Y	1.2450 0.8093	1.3000 0.0650	1.2950 0.3238	1.3500 0.0675	1.2656
6	Ground Control Inc	Y	1.0750 0.6988	1.0950 0.0548	1.0850 0.2713	1.1100 0.0555	1.0804
7	Redan Builders	Y	1.1917 0.7746	1.1999 0.0600	1.2117 0.3029	1.2999 0.0650	1.2025

Bids Tabulated By: 
 (Signature)

Bids Witnessed By: 
 (Signature)

Bid Tabulation

Contract:	GSD 2025 Job Order Contracts (JOC)
License Type:	B
Bid Date/Time:	April 15, 2025 at 2:00 PM
Estimated Contract Value:	Up to \$1M


Bids Opened By: Donny Mandrell


Bids Tabulated By: Nesmith Despabiladas

Bids Witnessed By: Unika Wright

Page: 1 of 1

NO.	BIDDER NAME	ADDENDUM	ADJUSTMENT FACTOR				AWARD CRITERIA FIGURE
			GENERAL FACILITIES		SECURED FACILITIES		
			Normal Working Hours	Other Than Normal Working Hours	Normal Working Hours	Other Than Normal Working Hours	
1	Swierstock	Y	1.2900 ^{0.8385}	1.2900 ^{0.0645}	1.2900 ^{0.3225}	1.2900 ^{0.0645}	1.2900
2	Aventus	Y	1.2000 0.7800	1.2300 0.0615	1.2300 0.3080	1.2500 0.0625	1.2120
3	North Star	Y	1.1800 0.7670	1.2000 0.0600	1.1900 0.2975	1.2100 0.0605	1.1850
4	ACCO Engineered Systems	Y	1.2760 0.8294	1.2904 0.0645	1.3164 0.3291	1.3204 0.0660	1.2890
5	EMCOR Services	Y	1.5000 0.9750	1.5500 0.0775	1.5500 0.3875	1.6000 0.0800	1.5200
6	Staples Construction	Y	1.2298 0.7994	1.2798 0.0640	1.2797 0.3199	1.3297 0.0665	1.2498
7	Rodan Builders	Y	1.1417 ^N 1.1417 0.7421	1.1499 0.0575	1.1917 0.2979	1.1999 0.0600	1.1575

Bids Tabulated By: 
 (Signature)

Bids Witnessed By: 
 (Signature)